




Quarterly Monitoring Sheets

The table in these sheets show finance, performance and activity monitoring data and an alert as to whether or not they are reaching target.

The following explains what each alert means:

| | |
|---|---|
|  | Low risk' performance indicators – this means the target is either being met or exceeded |
|  | 'Medium risk' performance indicators this means performance is not being met but is within 10-15% of the target |
|  | High risk' performance indicators this means targets are not being met and are not within 10-15% of the target |

The Quarterly Monitors included in this report are as follows:

- B1 Children and Families
- B2 Environment and Culture
- B3 Housing and Community Care
- B4 Corporate
- C Capital Programme
- D Housing Revenue Account
- E Local Area Agreement
- F Budget Summary